

Your Logo

Your Company Name

Add to Cart

DESIGN AND DEVELOPMENT PROCEDURE

Origination Date: XXXX

Document Identifier:	QMS-17 Design and Development Procedure
Date:	Latest Revision Date
Project:	Customer, Unique ID, Part Number
Document Status:	Draft, Redline, Released, Obsolete
Document Link:	Location on Server (if used)

Abstract:

This document describes the procedures used to design and develop products or services.

Your Logo	Your Company Name	QMS-17 Design and Development Procedure
CAGE: xxxxx		Rev: Orig

REVISION LOG

Issue	Date	Comment	Author
Orig			

DOCUMENT CHANGE RECORD

Issue	Item	Reason for Change

Copyright © JnF Specialties, LLC. All rights reserved worldwide.

Your Logo	Your Company Name	QMS-17 Design and Development Procedure
CAGE: xxxxx		Rev: Orig

TABLE OF CONTENTS

1.0	PURPOSE.....	4
2.0	THEORY	4
3.0	DESIGN & DEVELOPMENT PROCEDURE	4
4.0	PROCESS MAP.....	6

Copyright © JnF Specialties, LLC. All rights reserved worldwide.

Your Logo	Your Company Name	QMS-17 Design and Development Procedure
CAGE: xxxxx		Rev: Orig

1.0 PURPOSE

This document provides details on the Design and Development process.

2.0 THEORY

The Company performs new product research and development (R&D). Controlling the design and development activity ensures that product designs meet all requirements and that parts produced are adequate as a result of the design.

3.0 DESIGN & DEVELOPMENT PROCEDURE

The responsible engineering authority (REA) for design and development is assigned by the Operations Manager. Design and development personnel from various business groups may include [REDACTED]

[REDACTED] Responsible Authorities authorize [REDACTED]

Design and development planning outputs specify critical items, which includes [REDACTED]

[REDACTED] Design and development planning outputs are recorded in the applicable Design Review or correspondence to the Customer and are controlled according to **QMS-02 Configuration Management Procedure**.

The Company defines the data required to enable the product to be identified, manufactured, verified, used and maintained, which may include:

- [REDACTED]
- [REDACTED]
- [REDACTED]

Design and development planning takes into consideration the Company's ability to [REDACTED]

When applicable, the Company considers the potential consequences of [REDACTED]

When appropriate, the Company considers other information, such as [REDACTED]

When appropriate, the Company divides the design and development effort into [REDACTED]

When tests are necessary for verification and validation, these tests are planned, controlled, reviewed and documented to ensure and prove the following:

Your Logo	Your Company Name	QMS-17 Design and Development Procedure
CAGE: xxxxx		Rev: Orig

- [Redacted]
- [Redacted]
- [Redacted]
- [Redacted]
- [Redacted]

Monitoring and measuring devices used for testing shall be controlled according to the **QMS-15 Calibration Procedure**.

At the completion of design and development, the Company ensures [Redacted]

The Company implements a process with criteria for notifying its Customer, prior to implementation, about [Redacted]


Design and development changes that affect Customer requirements are approved by the Customer prior to implementation according to the **QMS-02 Configuration Management Procedure**.

See process map.

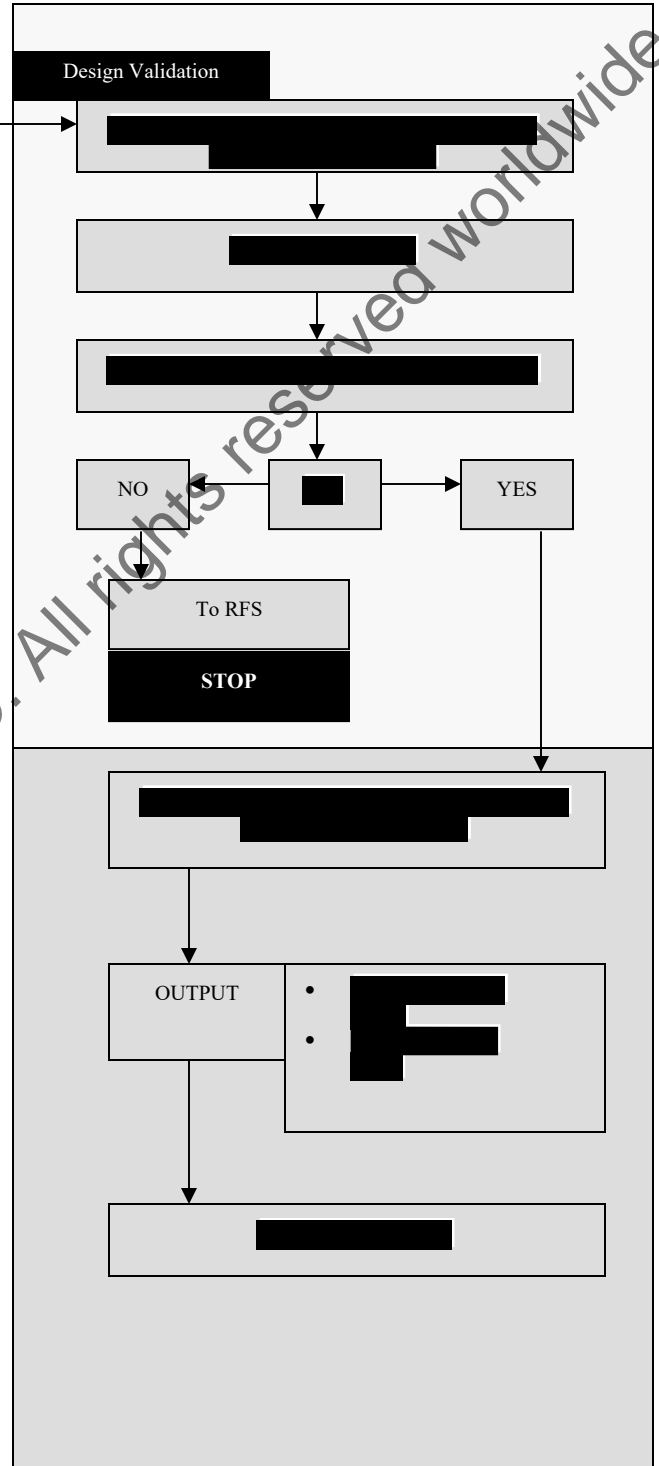
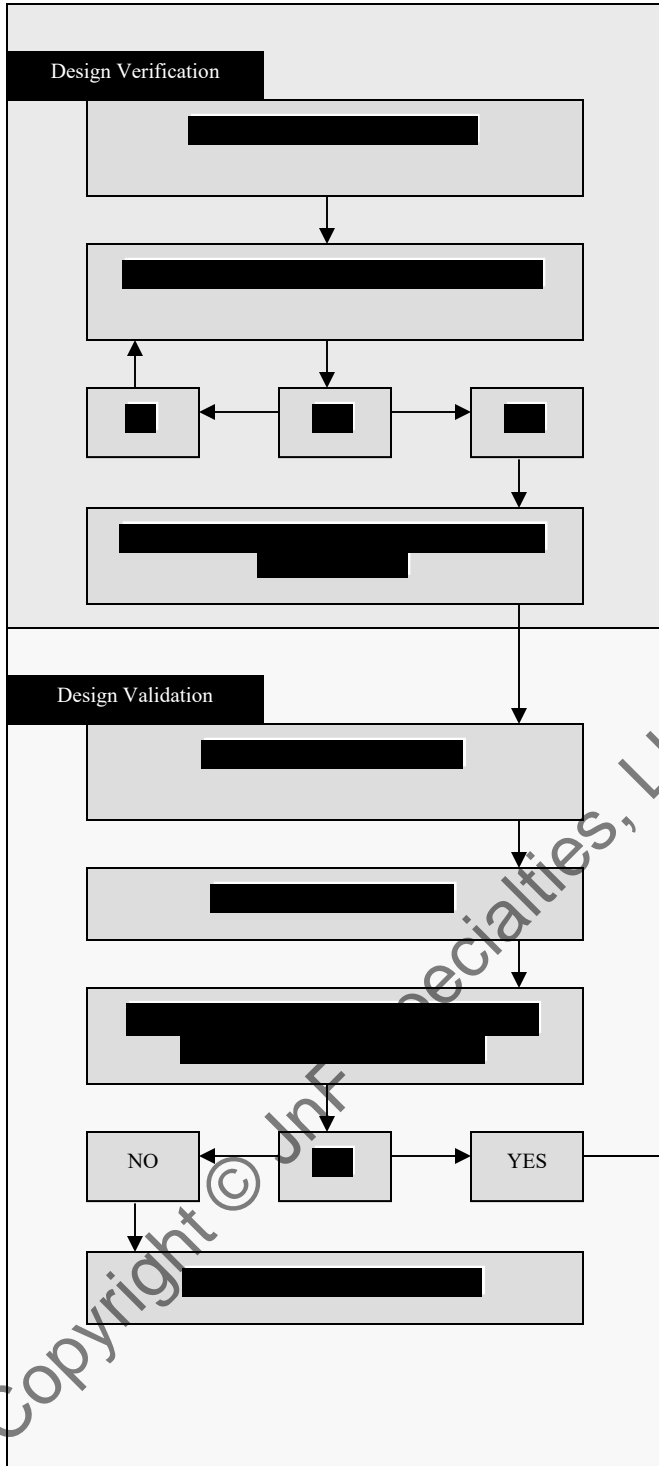
Left blank intentionally

Copyright © JnF Specialties, LLC. All rights reserved worldwide.

4.0 PROCESS MAP



from previous page...



Copyright © JNF Specialties, LLC. All rights reserved worldwide.